

Parental Empowerment and Engagement Passport Activities.

Main Objective of the activities

- To improve the caregiver and the child relationship.
- Caregivers' involvement in their education can create a conducive learning environment at home, read to their children, help with homework, and provide educational resources like books and educational toys.
- Caregivers can instill discipline, moral values, and a strong work ethic in their children, which are essential for success in education for example developing of the daily routine together will help their children realize there is time scheduled for all activities.

Story telling

Theme

- Most memorable Journey
- Story with a lesson
- An ancient story

Objectives of storytelling.

It is important to tell your child/children stories as it helps them with language, creativity and it sets time for good interaction.



_____ The children will learn to listen to stories, instructions etc



_____ You and your children will increase communication and collaboration.

Instructions



www.shutterstock.com - 236402279

Caregivers gather your child/children around the table / fireside and tell them a story. The story can be of how they (Caregiver) lived their lives, stories with lessons/ morals, and even fairy tales. The Caregiver can create a story. E.g. Make a story of how the first time you crossed the ferry/ attended a wedding. You can name things seen during the journey/ wedding.



The children can take turns retelling the story.



www.shutterstock.com - 236402279

You, the Caregiver can give to your child/children time to tell or create their own stories.

Create “Word Kino”

Theme

- Polite words
- Occupations
- Household items
- Hospital items

Objectives

- Children will be able to learn new words, their meanings and when to use the word.

Materials needed.



A pot (Kino) / container/ box and or carton/ Empty Jar



Written words on paper/ Cut out words from a newspaper/ magazine.



Pencils/pens, charcoal

Instructions:

You, the caregiver with your child/children need to create a “kino” that has different words from things in your home. For example, the different items in the house, farm, greetings, or family members etc,


You will find a topic for the day and with the help of your child/children write them on pieces of paper and add them into the “Kino”. Using greetings as an example, the words will include different greetings and responses and you can discuss these greetings in the community.



Write each word on pieces of paper or cartons/boxes.



Put all the cut-out words in a jar/container/kino. This is the family word “Kino”.



Shikamoo- Marahaba

Hujambo-sijambo

On different days pick out a new topic from the jar, read the word with your children and then discuss the meaning of the word.



Make short sentences using the word. Children can translate the word into another language/ Act out the word/ Look for words that are opposites with the word in the “Kino”.



Put the words back in the jar to reread them a few days later and test your memory.

Create a Family routine.

Theme

- Time management
- Appreciating daily routine

Objectives

- Learn how to priorities different activities in your day-to-day living.
- Children to understand and appreciate different daily routines.

Materials needed.



Items to make activity cards: paper, cutouts from magazines, cardboard, pencils, pens.

Instructions



You, the caregiver, will discuss with your child/children about what they usually do in a day. You can give examples of weekdays and weekends. Start from Morning, afternoon, evening. You (the caregiver) will share your routine and then give your child/children the opportunity to tell their routine.



With the assistance of your child/children, write down the routine, including the time and the activity that is done throughout it, to show the activities, you can cut out pictures from newspapers or magazines or draw pictures.

What time do you usually wake up? When you wake up, what is the first thing you do? When do you eat, sleep, play, or hang out with your family? When do you usually read a book? Which activities are your favorites?



Arrange the papers or drawings in sequence to illustrate the routine for the day. Discuss if you have enough time to complete everything in a day. If not, how do you choose which activities are the most important to complete.



From the routine created by both of you, the Caregiver, and the child/children, you should schedule study time for your child/children to do their homework and read. This should be at least 30 minutes of their time.



If you wish to make this more permanent for the child, display the paper/ drawings on a wall or hang them at your child's level.



Discuss why routines are important for your family.

Sinking and floating.

Theme

- Concept of density, mass, and volume.

Objectives

- Use your observation skills.
- Identify the properties of objects that sink and float.

Materials needed.



Containers/ basins, Papers, water, strings, cups, pens, pencils, stones, cooking spoons, wood, branches etc. Different types of small objects that might sink or float.

Instructions



You, the caregiver, with your child/children define the words “sink” and “float”.



With your child/children go out and pick different items from your surroundings.



Have your child/ children make some predictions about the various objects you have collected by grouping them into “sink” and “float”.



let them discuss why they think that certain objects will float while others will sink.



shutterstock.com · 1744865966

Test the objects by dropping them in water in the basin.



Discuss the results and draw conclusions on what do sinking, or floating objects have in common.

Touch and feel activity.

Theme

- The different types of senses.

Objectives

1. Caregivers and children show creativity by creating words from the cut-out letters.

Materials needed.



Collect materials that are within your environment and or surroundings. Papers, stones, books, sand, plates, etc.

Instructions



Pick one of the items collected and then describe the item you have picked. Make sure to describe how it feels on your hands and what you see.



Give your child/ children opportunity to also pick an item and let him/her describe the item based on his/her touch and feel.

Word building

Theme

- Nouns of people, places, things
- Verbs such as teach, walk, cherish,

Objective

- To test knowledge of words and their meaning.
- Learn new words.

Materials needed.



Paper, cardboard or boxes, pencils, paper, scissors, jar/box

Instructions




Caregiver with your child/children take pieces of paper and write different consonants and vowels.




Cut the letters from the sheet of paper and place them inside the jar/box.



 Caregivers, with your child/ children, take out the cut outs letters and build words. Have a piece of paper and write down the words formed.



 Give your child/ children an opportunity to build words from the letters. Have your child/children write down the words and can also tell you the meaning.